

ABOUT US



SHANDONG JUNWEI INDUSTRIAL TECHNOLOGY CO.,LTD is one of China leading manufacturer of circular saw blade since 2000 year. Main products include Cold Saw Blade for ferrous metal cut, PCD Saw Blade for non-ferrous metal cut, PCD Saw Blade for wood cut, Carbide (TCT) Saw Blade for aluminum and wood cut etc. Saw body we use Japan SKS51 Steel and 75Cr1 Steel, also processed by ourselves to ensure quality.

JUNWEI products have been exported to European countries, North America, Japan, Korea, Vietnam, India, Southeast Asia, Middle east, Africa, South America, and over 50 countries.

We believe that cooperation is long-term career rather than one or two times job ; We believe that there is nothing best in the world, through hard-working, technology and service update, amazing product can be created for long-term cooperation brings Win-Win situation between human and nature, producers and middleman, middleman and end-users. Sustainable development and long-term cooperation. JUNWEI says it all.

PCD SAW BLADE FOR ALUMINUM PROFILE CUT SIZE



OD (mm)	Kerf (mm)	Body Thickness (mm)	Bore (mm)	Teeth
255	3	2.2	25.4	100Z/120Z
305	3.0	2.4	25.4/30	100Z/120Z
355 (350)	3.2	2.5	25.4/30	120Z
400 (405)	3.5	2.8	25.4/30	120Z
420	4.4	3.2	30	108Z/120Z
450	3.6	2.8	25.4/30	120Z
450	4.4	3.2	25.4/30	120Z
500	4.0	3.2	25.4/30	120Z
500	4.4	3.6/3.8	25.4/30/32	100Z/120Z/140Z
550	4.6/4.8	3.8	30/38	144Z
600	4.8	4.0	30/38	144Z
650	5.2	4.2	30/38	144Z
MORE SIZES CAN BE CUSTOMIZED				


TCT SAW BLADE FOR NON-FERROUS METAL

Carbide Tipped Saw Blade

Used to cut Non-ferrous metal such as:
Aluminum Profile, Aluminum Rod, Aluminum sheet,
Heat sink, Aluminum Furniture, Extrusion
Aluminum template, Copper material etc



SAW BODY CAN USE 75CR1 STEEL AND JAPAN SKS51 STEEL.
TIPS WITH IMPORTED KIND WITH LONGER CUTTING LIFE.
DIAMETER RANGE: 80-2200 MM CAN BE PROVIDED.



1. For Aluminum Profile Cut (Windows and Doors)

It is suitable for doors and windows, curtain wall and sunshine house use aluminum profile cut. The imported material has stronger stability, more wearable tips, smooth cutting face, no burr and longer cutting life. For Double Head and Single Head cutting machine use.




OD (mm)	Kerf (mm)	Bore (mm)	Teeth	Teeth Shape
305	3.0	25.4/30	120Z	TP
355	3.2	25.4/30	120Z	TP
405	3.5/3.4	25.4/30	120Z	TP
455	4.0	25.4/30	120Z	TP
500	4.5	30	120Z	TP
550	5.0/4.8	30	144Z	TP
600	5.0/4.8	30	144Z	TP
650	5.2/5.0	30	144Z	TP

Max can do 2200x216Z for Industrial Profile, More Sizes can be Customized

2. Ultra-thin Saw Blade For Thin Aluminum Material Cut

It is suitable for cutting ultra-thin materials, honeycomb cores, handicraft aluminum materials, aluminum furniture handles and thickening small aluminum materials. The cutting resistance is small, save material and without deformation.





It can be used for hand saw, automatic feeding saw, hydraulic\pneumatic precision sawing machine.

Specification:

OD (mm)	Kerf (mm)	Bore (mm)	Teeth	Teeth Shape
255	2.0	25.4	60/80/100/120Z	TP
305	2.0	25.4	60/80/100/120Z	TP
355	2.1/2.5	25.4	60/80/100/120Z	TP
405	2.5	25.4	60/80/100/120/140/ 160Z	TP
455	3.2	25.4	60/80/100/120/144Z	TP
500	3.5	25.4/30	60/80/100/120/144Z	TP
More Sizes can be Customized				

3. Saw Blade For Heat Sink Cut



OD (mm)	Kerf (mm)	Bore (mm)	Teeth	Teeth Shape
355	3.0	25.4	120Z	TP
405	3.2	25.4	120Z	TP
455	3.5	25.4	120Z	TP
500	4.0	30	120Z	TP
550	4.0	30	144Z	TP
600	4.2	38	144Z	TP
650	4.2	38	144Z	TP
700	4.5	38	144Z	TP
800	5.0	38	144Z	TP
900	5.5	50	160Z	TP
1000	5.5	80	180Z	TP
1100	6.0	120	180Z	TP
1200	6.0	140	248Z	TP
More sizes can be Customized				

4. Saw Blade For Super Large Aluminum Rod Cut



OD (mm)	Kerf (mm)	Bore (mm)	Teeth	Teeth Shape
800	6.0	60	60Z	TP
900	6.5	50	60Z	TP
1000	7.0	60	72Z	TP
1050	7.0	95	72Z	TP
1100	8.0	110	72Z	TP
1150	8.0	80	84Z	TP
1200	8.0	80	72Z	TP
1250	8.0	130	60Z	TP
1300	8.0	110	70Z	TP
1400	8.0	110	52Z	TP
1500	8.5	110	70Z	TP
1600	9.0	110	54Z	TP
1700	9.0	120	60Z	TP
1800	10.0	120	72Z	TP

SHANDONG JUNWEI INDUSTRIAL TECHNOLOGY CO.,LTD

2000	10.0	130	84Z	TP
2200	12.0	200	84Z	TP
More sizes can be Customized				

5. Saw Blade For Aluminum Plate Cut



OD (mm)	Kerf (mm)	Bore (mm)	Teeth	Teeth Shape
355	3.0	30	60	TP
405	3.2	38	60Z	TP
455	3.2	38	60Z	TP
500	3.8	38	60Z	TP
550	3.8	38	60Z	TP
600	4.5	38	60Z	TP
650	4.8	38	72Z	TP
700	5.0	38	72Z	TP
750	5.0	38	72Z	TP
800	5.0	38	72Z	TP
850	5.5	50	72Z	TP
900	6.0	80	72Z	TP

1000	6.5	80	72Z	TP
1100	7.0	60	72Z	TP
More sizes can be Customized				

Cutting Details

